

carTeck®

ROOF-MOUNTED SLATTED DOOR

GARAGE DOORS OF THE NEW GENERATION



PERFECT RUNNING TECHNIQUE



WE OPEN THE DOORS FOR PROGRESS

Teckentrup®
Doors·Frames

CarTeck Roof-mounted slatted door

...THE BEGINNING OF A NEW ERA

Teckentrup, one of the major European makers of metal doors and gates, has succeeded in making ready for the market a garage door that ideally combines the most modern high-technology with an attractive design.

The new CarTeck roof-mounted slatted door has a captivatingly aesthetic fine-profiled lamella structure and an intelligent design and running technique.

First class materials of aluminium and steel, plus top workmanship, innovative drive and control systems and superb convenience of operation make the new CarTeck roof-mounted slatted door a worthy investment for every developer and renovator.



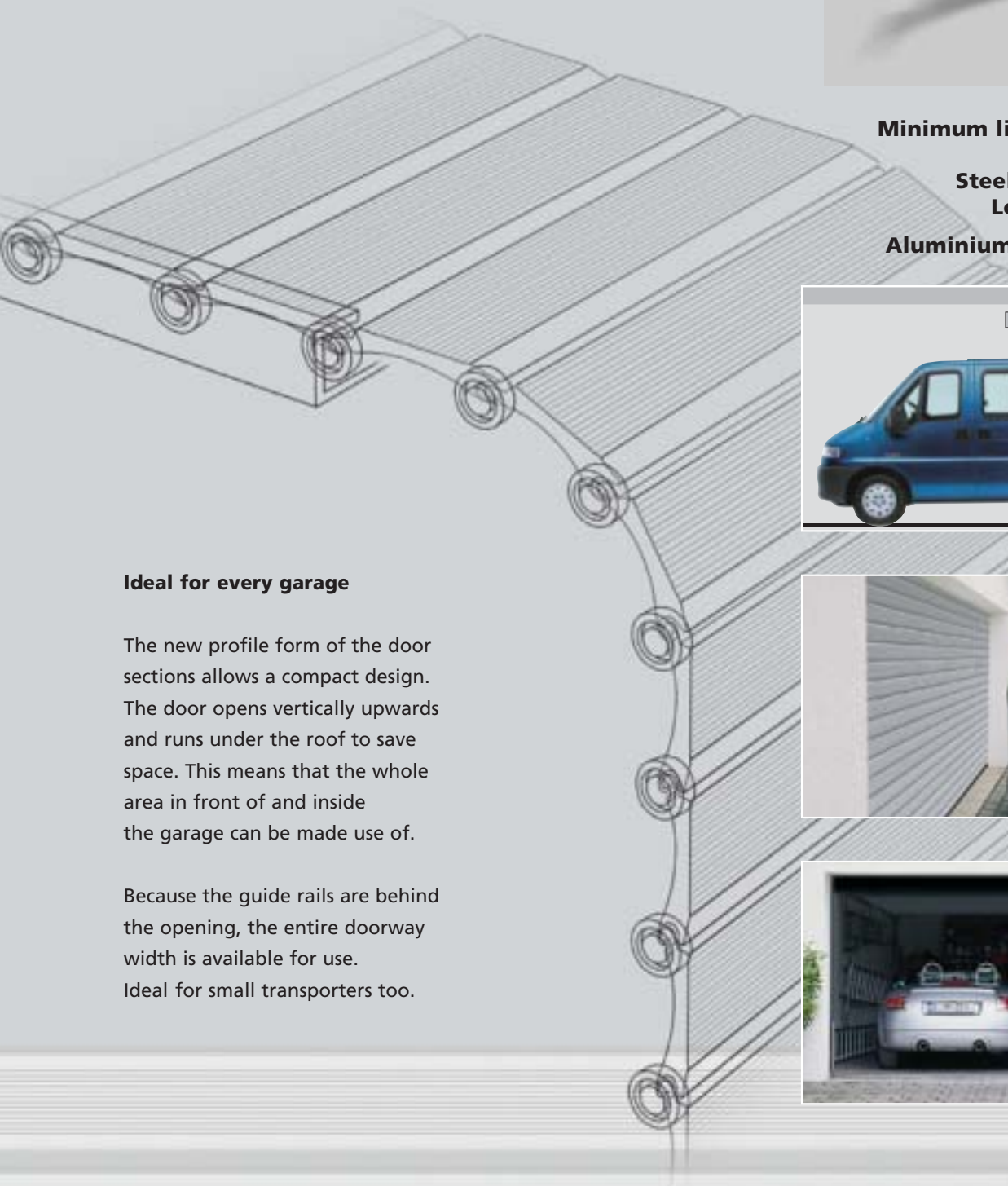
PERFECT RUNNING SPACE-SAVING IN OPERATION



Minimum lintel requirement:

**Steel version: 135 mm
Low lintel: 65 mm**


Aluminium version: 165 mm ▼



Ideal for every garage

The new profile form of the door sections allows a compact design. The door opens vertically upwards and runs under the roof to save space. This means that the whole area in front of and inside the garage can be made use of.

Because the guide rails are behind the opening, the entire doorway width is available for use. Ideal for small transporters too.



Design and engineering...

... AT TOP LEVEL

The new profile is the basic feature for the exclusive appearance of the door. Its shape provides the door with a harmonious, closed surface, and smooth running of the door sections. The micro-profiled, non-wearing lamella sections move on non-service PVC rollers, and move quietly on top-quality precision rails made of steel or aluminium.



DOUBLE-SKINNED, THERMALLY INSULATED



Double skinned, insulated:

- Insulated with PUR
- galvanised
- coil-coated on both sides

Ideal protection for your vehicle.

The double-skinned sections are filled with FCC-free PUR (polyurethane), extremely robust, and also provide thermal insulation.



An ideal match for each type of house.


The optical appearance can be matched to the style of the house. Standard white, white aluminium and sepia brown are the 3 colours available.



Standard white



White aluminium




Sepia brown



RAL colour options

Beauty...

...IN STEEL OR ALUMINIUM



Whether in steel or lightweight aluminium construction, both materials have the same surface and are unsurpassed in safety and stability of shape.



Steel version:
galvanised rail



Aluminium version:
profiles closed snugly together

Our materials:

1. Steel variation

- Steel armour
- Steel rails
- Steel arch

2. Aluminium variation

- Aluminium armour
- Aluminium or steel rails
- Arches made of high-tech PVC or steel



SMART SOLUTIONS DOWN TO THE LAST DETAIL

Low lintel variation: 65 mm

With the steel version the lintel requirement can be reduced to 65 mm by a horizontal outer cover without any loss of overhead clearance.



All-round safety

A non-perishable floor seal made of elastic, non-freeze EPDM hose, plus the lintel and hairline seal make the door impermeable and protect the interior of the garage from cold and moisture.



Secure mounting

Strong, steel brackets secure the rail mountings to the roof.



Steel version

Extremely durable

Perfect design and materials assure maximum durability. An example for many: The draw-spring in the roof rail is designed to withstand 50,000 opening and closing operations. An integrated sight-glass allows the tension of the spring to be checked at any time. This allows easy installation and fine adjustments to be made later.



Aluminium version

Modern door engineering...

... THE GUARANTOR FOR SECURITY
WITH EVERY CONVENIENCE



Just drive in and out without getting out of your car:



The electrical drive unit and remote control allow you to open and close the garage door from inside the car. A big plus when it's raining, cold or dark.



CarTeck drive

Nothing better can happen to a door

Top performance at a glance:

- All components are beautifully shaped and ideally matched to the door.
- Non-manipulable digital multi-bit remote control.
- Electronic opening lock prevents unauthorised access.
- Automatic ON/OFF for the garage lighting.
- Extremely quiet door opening and closing action through integrated soft-run and soft-stop.
- Automatic reversion provides additional security.



The special drive console guarantees permanent connection to the door leaf.



Emergency unlock device in case of power failure: a profile cylinder in the lower area of the door (for garages without a second access door).

TAILOR-MADE SOLUTIONS FOR RENOVATIONS AND REDEVELOPMENT

The CarTeck roof-mounted slatted door is an ideal replacement for an older door. It's safe and easy to install. Extra installation frames make the job even easier. Ask your dealer, builder or architect.



Prior to renovation



After renovation



Your new door comes safely packed in a single package.



YOUR CARTECK ROOF-MOUNTED SLATTED DOOR, TAILOR-SIZED

Specifications for the various garage dimensions are particularly important for exact installation and reliable, precise operation of the CarTeck roof-mounted slatted door.



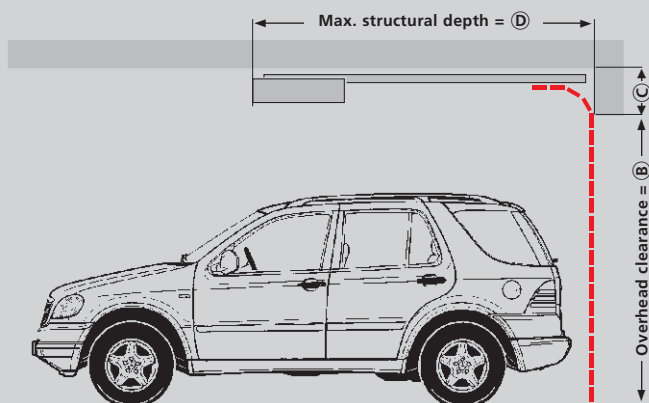
Please note the following concerning overmeasure (B) - (D):

- (A) Lateral clearance (= ordering dimensions)
- (B) Overhead clearance*
- (C) Lintel height, incl. drive unit*
 - Steel: Standard 135 mm
 - Low lintel 65 mm
 - Aluminium: 165 mm
- (D) Max. structural depth of door installation

Ordering height dimensions =

Height Clearance (B)	Max. structural depth** of door installation (D)
up to 2250 mm	3170 mm
up to 2500 mm	3390 mm
up to 3000 mm	4300 mm

Note:
The door height serves to determine the structural depth

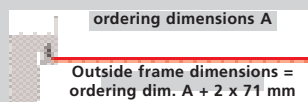


Explanation:

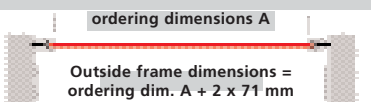
- * The overhead clearance corresponds to the distance from the top edge of the floor to the bottom edge of the lintel. Design plans should also allow for reduced distances due to concrete or asphalt floorings.
- ** A 90° rotation of the drive causes the structural depth to be reduced by 150 mm.

Aluminium rail

Installation behind opening
Lateral space req. 75 mm on each side

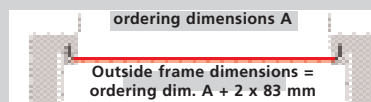


Installation in intrados
Lateral space req. 75 mm on each side



Steel rail

Installation behind opening
Lateral space req. 85 mm on each side



Standard dimensions*)

Ordering dimensions (= passage width of door)

Height mm	2000	2125	2250	2375	2500	2625	2750	2875	3000	3125	3250	3375	3500	3625	3750	3875	4000	4125	4250	4375	4500	4625	4750	4875	5000
3000	▲	▲	▲	▲	▲	▲	▲	▲	▲	▲	▲	▲	▲												
2875	▲	▲	▲	▲	▲	▲	▲	▲	▲	▲	▲	▲	▲												
2750	▲	▲	▲	▲	▲	▲	▲	▲	▲	▲	▲	▲	▲												
2625	▲	▲	▲	▲	▲	▲	▲	▲	▲	▲	▲	▲	▲												
2500	▲	▲	▲	▲	▲	▲	▲	▲	▲	▲	▲	▲	▲												
2375	▲	▲	▲	▲	▲	▲	▲	▲	▲	▲	▲	▲	▲												
2250	▲	▲	▲	▲	▲	▲	▲	▲	▲	▲	▲	▲	▲												
2125	▲	▲	▲	▲	▲	▲	▲	▲	▲	▲	▲	▲	▲												
2000	▲	▲	▲	▲	▲	▲	▲	▲	▲	▲	▲	▲	▲												
Width mm	2000	2125	2250	2375	2500	2625	2750	2875	3000	3125	3250	3375	3500	3625	3750	3875	4000	4125	4250	4375	4500	4625	4750	4875	5000

▲ Standard dimensions

*) Surcharge for in-between dimensions

WE OPEN THE DOORS FOR PROGRESS

Future-oriented new developments and constant improvement to existing features is standard fare at Teckentrup. Innovative solutions and creative ideas constantly set new benchmarks in the production of doors and gates. Our range for garages, for example, also includes other door systems with exclusive profiles and techniques.

Find out more, and trust the specialists for gates and doors. Each garage door is manufactured with great care on the basis of long industrial experience. We have one of the most modern production plants in Europe, and with 18 locations in Germany and other partners in Europe and overseas are well-equipped for the future. Flexible and always with attention for the customer, we fulfil individual wishes for top-quality doors and gates. Trust us.



Our range of CarTeck garage doors

CarTeck roof-mounted slatted door



CarTeck sectional door GSW made of steel profiles



CarTeck sectional door GSA made of aluminium profiles



CarTeck swing doors



Europe-wide presence...

... FOR OUR CUSTOMERS



Head Office
Verl-Sürenheide Works



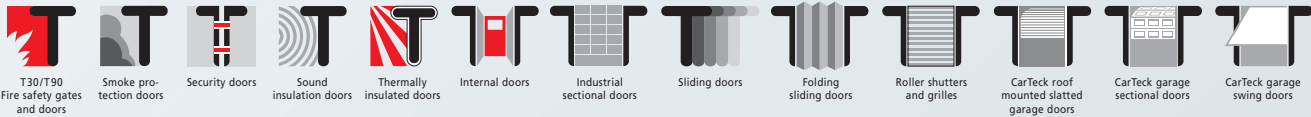
Großzöberitz Works



Gütersloh Works



Internet: www.tekla.de



All rights for technical modifications reserved. 2.5/12/00 GB
The models shown in the illustrations are examples only.

WE OPEN THE DOORS FOR PROGRESS

